

Standard Drive

High Performance Vector Control Drive C2000 Plus

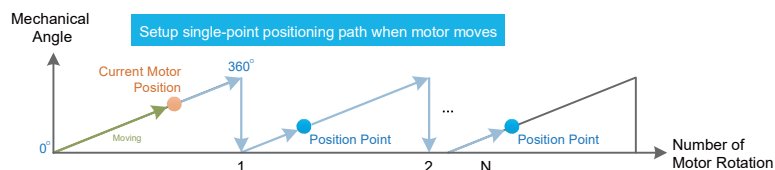
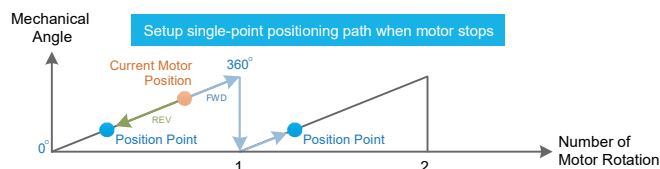
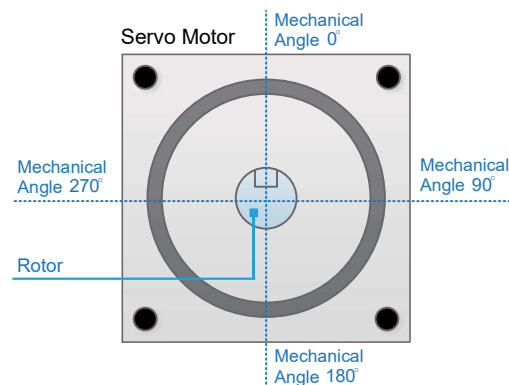
Best Choice for General Drive Controls

- Heavy duty overload capability: 150%/60 secs and 180%/3 secs, suitable for constant torque applications
- Supports induction/PM/SynRM motors
- Field-oriented vector control
- P2P control
- Wide power range (up to 560 kW for 460 V models)
- User-friendly Start Wizard
- Display in 9 languages: English, Spanish, Portuguese, French, Russian, Turkish, German, Italian, and Traditional/Simplified Chinese
- Built-in PLC with 10k steps program capacity
- Enhanced protections and adaptation with PCB coating, compliant with Class 3C3
- Modular design for easy maintenance and extension
- Built-in Modbus and optional communication cards:
EtherCAT, PROFINET, EtherNet/IP, PROFIBUS DP, DeviceNet, Modbus TCP, and CANopen



Single-Point Positioning

Positions the motor at a specific point (within a single rotation) for precise stop upon request



Power Range	0.75 ~ 3.7 kW 1 ~ 5 HP	5.5 ~ 18.5 kW 7.5 ~ 25 HP	22 ~ 37 kW 30 ~ 50 HP	45 ~ 90 kW 60 ~ 125 HP	110 ~ 185 kW 150 ~ 250 HP	220 ~ 560 kW 300 ~ 750 HP	630 kW 850 HP
C2000 Plus	230 V/3-phase						
	460 V/3-phase						
	575 V/3-phase						
			690 V/3-phase				

* The default of 575V & 690V models are light duty

Applications

Machine tools, Extruders, Calender machines, Paper machines, Compressors, Wire drawing machines, Packaging machines